



# **Director's Update Brief**

**Friday**

**05 JUN 2009 1100 EDT**

**Day 48**

**The Week of IPRs**



## Situation Awareness 05 JUN 2009



- Severe Weather:
  - No cyclone activity, any region
  - Large fire in McGrath, Alaska 41% contained
  - Severe thunderstorms possible across most of the West and Upper Midwest
  - Flooding possible in the Middle Atlantic Region

*(FEMA Daily Report 4 June 2009)*

- Recalls:
  - In-shell pistachios possibly contaminated with *Salmonella*

*(FDA Recall Report 4 June 2009)*

- Polio (Wild Type)
  - Asia (UPDATE) -10 new cases
  - Africa (UPDATE) - 21 new cases

*(GDD Ops Center Daily Report 4 June 2009)*



## Key Events Novel Influenza A (H1N1) 05 JUN 2009



- **Novel Influenza A (H1N1) Declarations**
  - WHO: Pandemic Phase 5 (29 Apr 1600 EDT)
  - USG: Public Health Emergency declared (26 Apr 2009)
  - HHS: Downgraded to Phase 1 – Awareness (9 May 2009)
- **International Cases: 19,273 confirmed cases in 66 countries\***
  - 4 new countries: Bulgaria, Lebanon, Egypt, Nicaragua
- **Deployments: 9**
- **US Cases: As of 05 JUN 2009 0100 EDT (all states reporting cases)**

US TOTALS	Cases	Hosp	Deaths
<b>CASES</b>	<b>13,217</b>	<b>1,027</b>	<b>27</b>
<b>SLTTs AFFECTED</b>	<b>52</b>	<b>41</b>	<b>10</b>



## Epidemiology/Surveillance

### Descriptive Statistics of Novel Influenza A (H1N1) Cases Reported to CDC by States-As of 05 JUN 2009 1100 EDT (n=13,217)



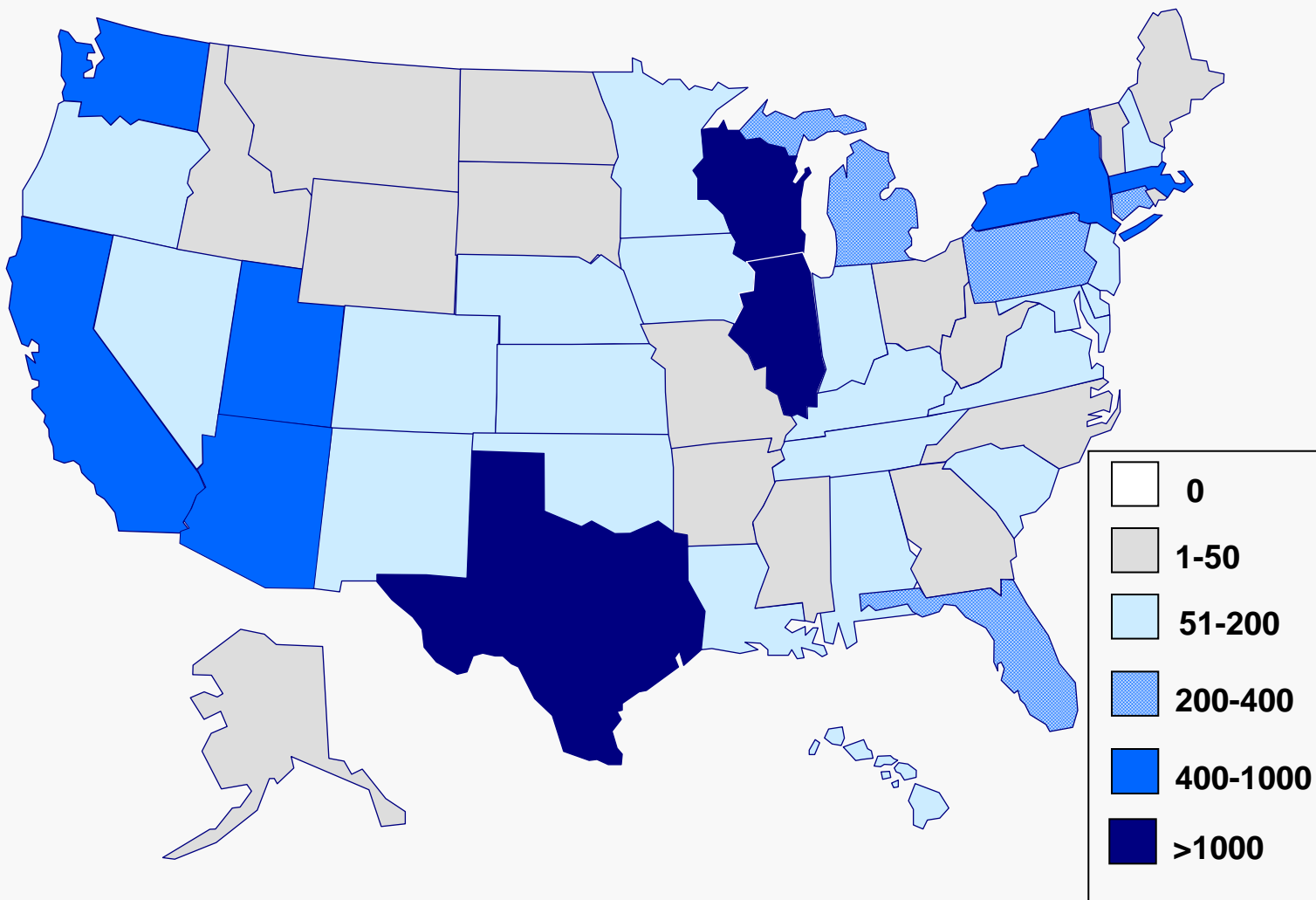
- Secondary attack rate in household contacts:
  - ARI—19%
  - ILI—12%
- Generation time:
  - ARI—2.0-3.1 days
  - ILI—2.4-3.1 days
- Hospitalizations: 1,027 (7.8%)
- Deaths: 27 (0.20%) in 10 states



# Epidemiology/Surveillance

## Number of Novel Influenza A (H1N1) Cases Reported to CDC by State

As of 05 JUN 2009 1100 EDT (n=13,217)

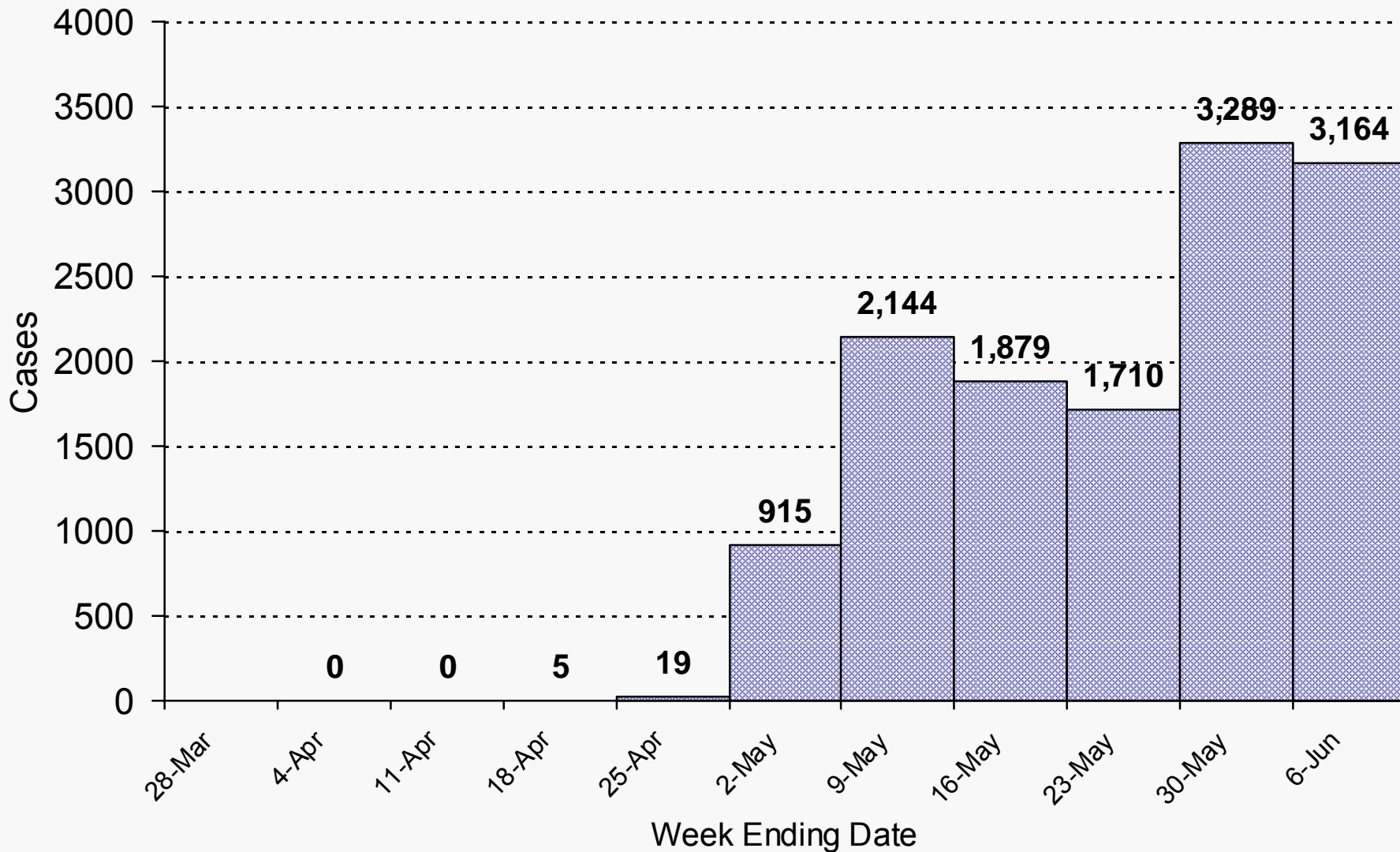




# Epidemiology/Surveillance

## Confirmed and Probable Novel Influenza A (H1N1) Cases by Report Date

As of 05 JUN 2009 1100 EDT (n=13,217) (Weekly\*)



\*Data for week ending 06 JUN 2009 include reports submitted between 5/31/2009 0001 EDT and 6/04/2009 1159 EDT

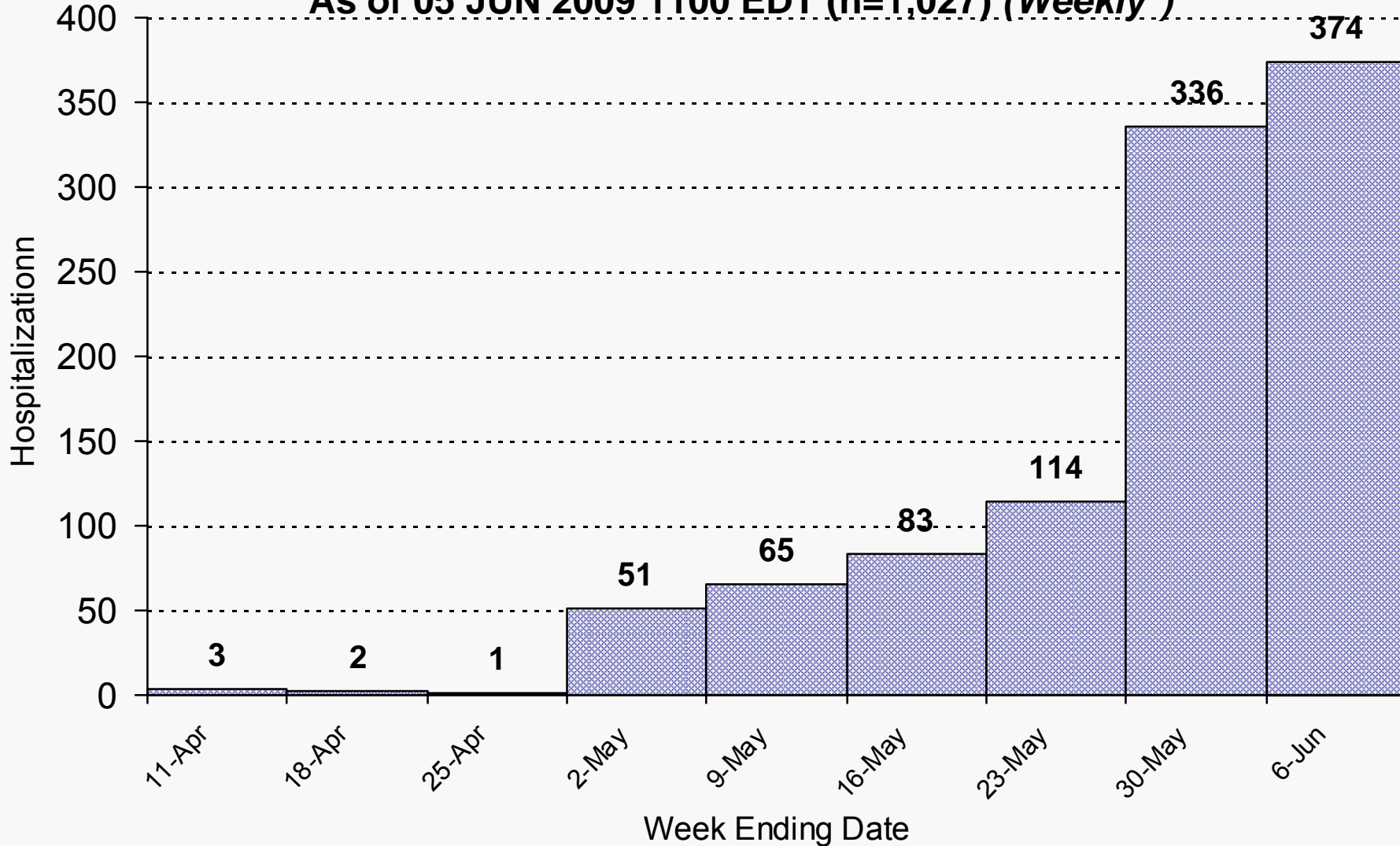


# Epidemiology/Surveillance

## Confirmed and Probable Novel Influenza A (H1N1) Hospitalizations by Report Date



As of 05 JUN 2009 1100 EDT (n=1,027) (Weekly\*)

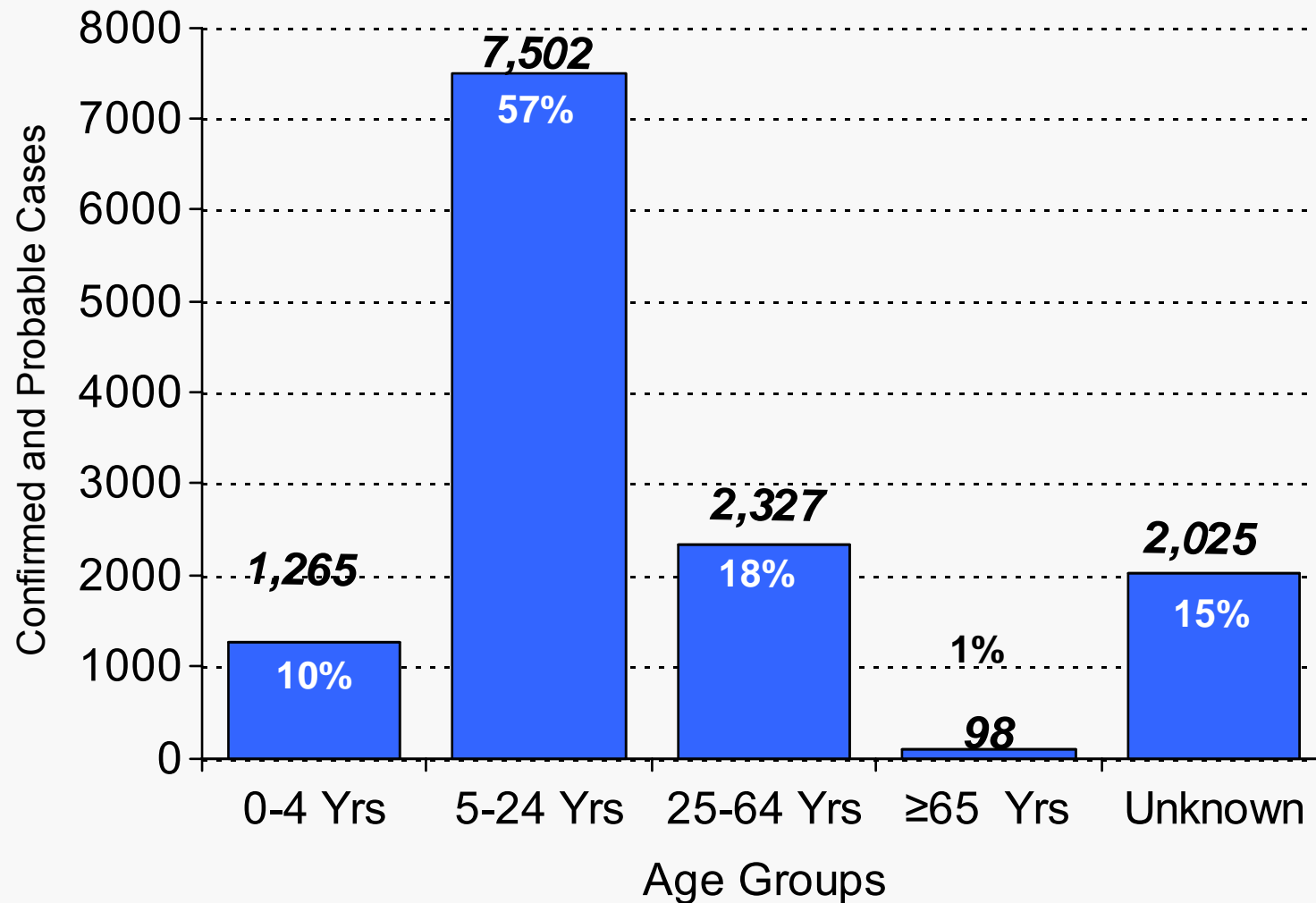


\*Data for week ending 06 Jun 2009 include reports submitted between 8:00 AM EDT 5/31/2009 and 5:00 PM 6/04/2009.



## Epidemiology/Surveillance

### Confirmed and Probable Novel Influenza A (H1N1) Cases by Age Data reported as of 05 JUN 2009 1100 EDT (n=13,217)

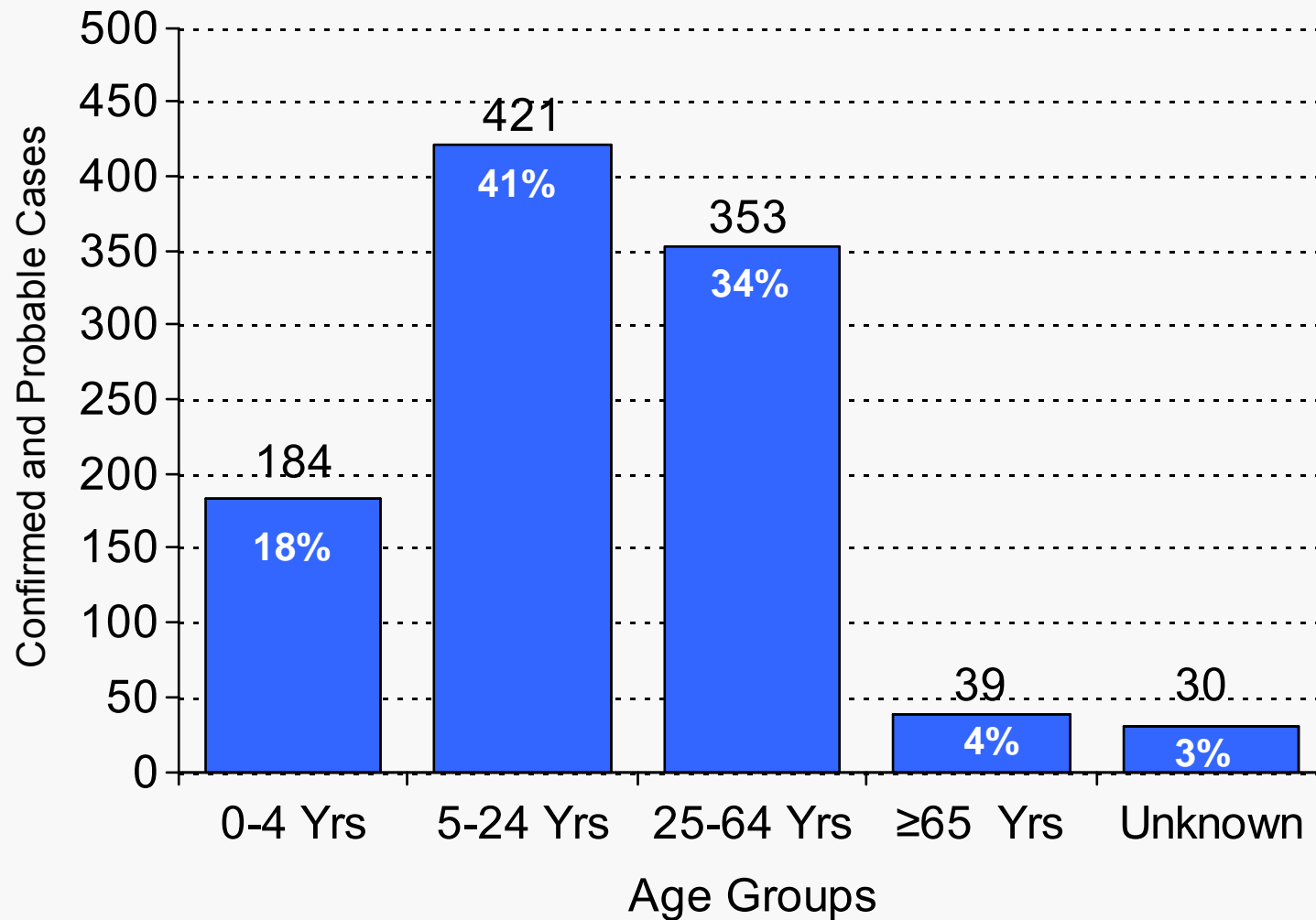






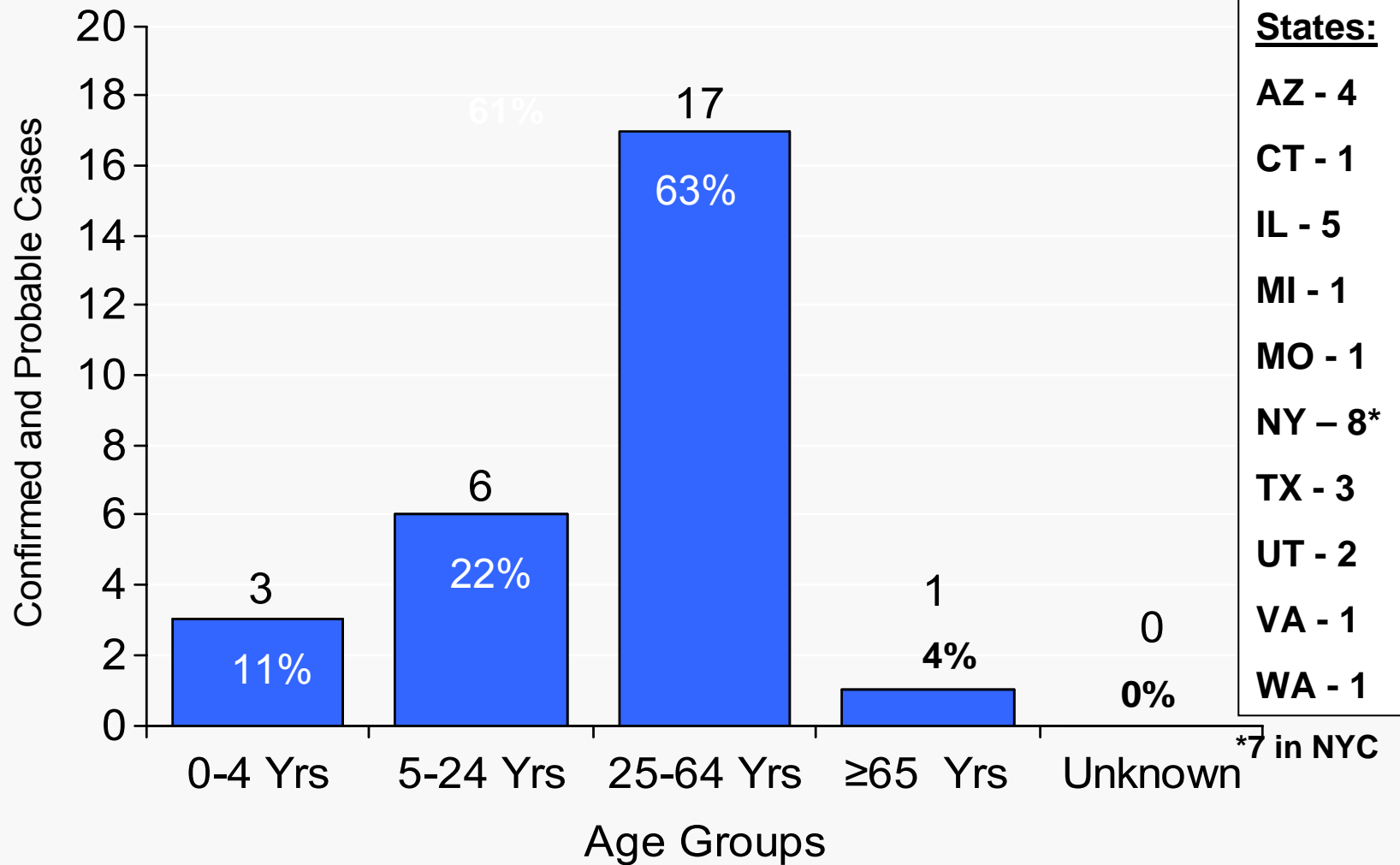
## Epidemiology/Surveillance

### Confirmed and Probable Novel Influenza A (H1N1) Hospitalizations by Age Data reported as of 05 JUN 2009 1100 EDT (n=1,027)





# Confirmed and Probable Novel Influenza A (H1N1) Deaths by Age Data Reported as of 05 JUN 2009 1100 EDT (n=27)





## International Novel Influenza A (H1N1) 05 JUN 2009



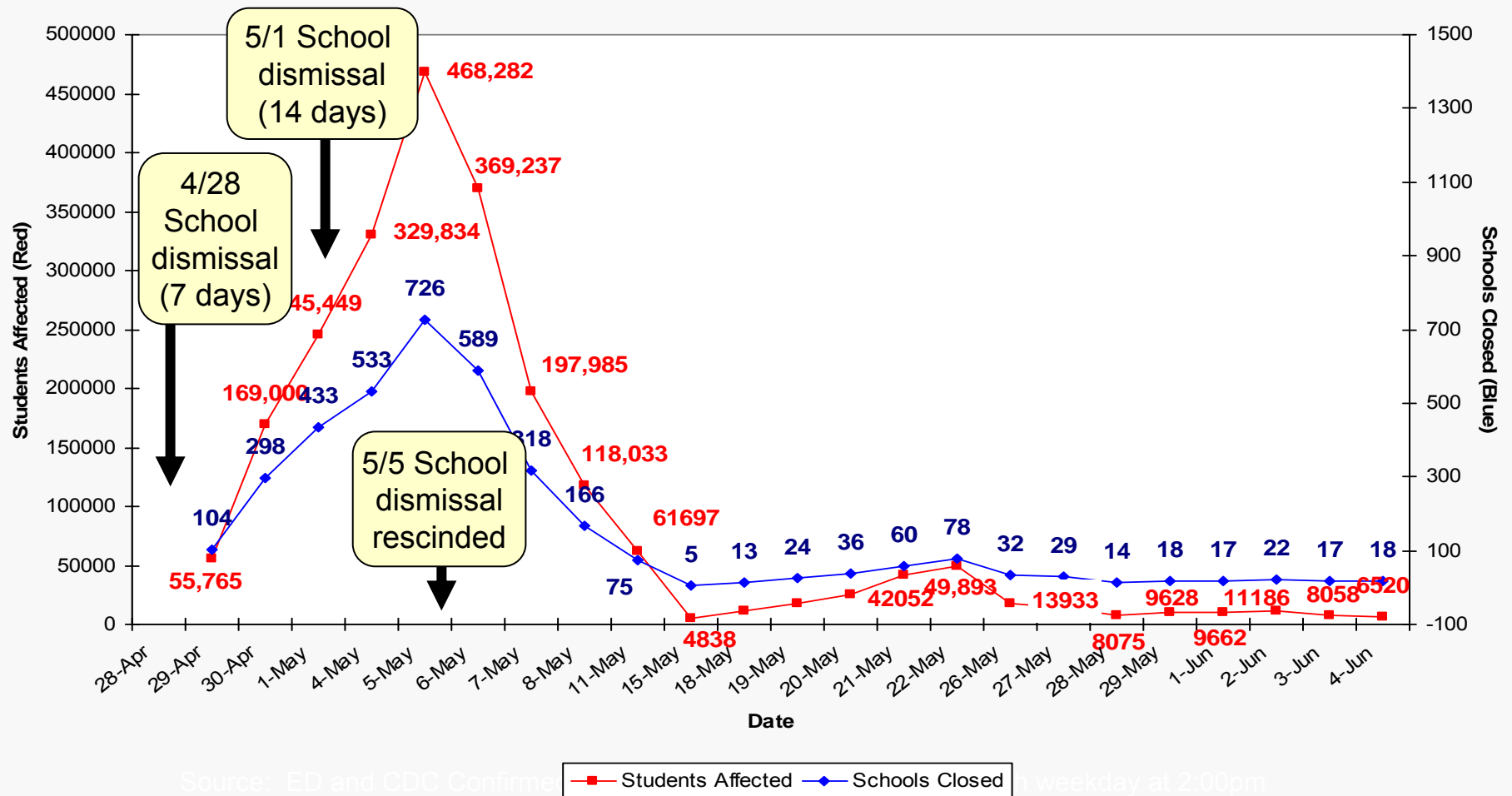
- **WHO global case count:** 19,273 confirmed cases in 66 countries\*
  - **4 new countries with confirmed cases in last 3 days:**  
**Bulgaria, Lebanon, Egypt, Nicaragua**
    - Case in Egypt is 1<sup>st</sup> in Africa (12 yo American girl visiting family)
  - **Novel flu activity in North America:**
    - **Mexico:** 5,029 confirmed cases and 97 deaths (= in last 3 days)
      - Update on Mexico novel H1N1 in this week's MMWR
        - » Outbreak likely peaked nationally in late April, although localized transmission continues to occur
    - **Canada:** 1,530 (↑194 in last 3 days)
      - Recent jump (~600 cases this week) is primarily from Ontario
        - » Recent community transmission (latest onset 5/27) plus a testing backlog of cases contributing to rise
- *\*Note: WHO case counts are current as of 06/05/09, 6:00 am EDT.*



## Division of Global Migration and Quarantine Novel Influenza A (H1N1) - 05 JUN 2009 School Dismissal, United States, 4/29 – 6/4, 2009



- 18 schools closed due to H1N1 in 6 states today: FL, MA, NJ, NY, PA, and TX
- The closures impacted 6520 students and 542 teachers
- 3 schools reopened in MA, NJ, and NY affecting 2841 students and 232 teachers





## Communications Summary Novel Influenza A (H1N1) – 05 JUN 2009



### Channel Traffic

- Communication trends fluctuate up and down. Since 2 June:
  - Web page views are **up**
  - Public calls, e-mails, and clinician calls to CDC-INFO **up**
  - Print-Internet stories slightly **up**
  - Twitter traffic is **flat**
  - Media inquiries are **flat**

### Major Themes

- TV news stories dominated by local events
- Print/Internet stories focus on:
  - “Swine flu” deaths reported in WI, CA, IL
  - “Barbados confirms 1st swine flu case”
  - Dozens of countries banning pork imports from U.S.